



# RADWIN 2000 E

Best-in-class, sub 7 GHz, 2.5Gbps Point-to-Point

**802.11ax solution for unbeatable backhaul & access performance**

RADWIN 2000 E is a best-in-class, ultra-capacity, Point-to-Point (PtP) solution that delivers up to 2.5Gbps over the 5GHz and 6GHz unlicensed bands. This solution is second-to-none when addressing high capacity backhaul requirements, business access needs, and a variety of mission critical connectivity applications in private networks.

RADWIN 2000 E leverages upon the cutting edge 802.11ax technology, building upon the techniques of the market proven RADWIN 2000 PtP family to push performance to a new level. With an ability to squeeze more bits per frequency channel and uniquely support channels of up to 160MHz, RADWIN 2000 E offers greater capacity and range than any other 5GHz PtP solution. When selecting RADWIN 2000 E, there are two options to choose from: A superior 24dBi unit with an integrated antenna or a connectorized unit with an external antenna of up to 36dBi.



## RADWIN 2000 E unique values include:



### Unmatched capacity:

The industry's highest capacity, supporting up to 2.5Gbps @160MHz and 1.25Gbps @ 80MHz.



### Robust radio interference mitigation:

The low sidelobe levels of RADWIN 2000 E integrated antenna, combined with the dynamic channel bandwidth selection capabilities, ensure best interference mitigation for maximum throughput in congested spectrum.



### Radio collocation capabilities:

With a built-in GPS, RADWIN 2000 E enables radio collocation, saving upon hub tower space when deployed in a hub site.



### High packet switching capabilities:

Facilitating powerful packet switching performance of 800K PPS, for jitter-free and guaranteed packet transfer even under high traffic for demanding applications like IIoT, VoIP, instant messaging, online-gaming. Great for providing service tiers with SLA requirements.



### Enhanced security:

Leveraging upon the industry-leading encryption scheme of AES 256, RADWIN 2000 E ensures top level security for mission critical applications.



### High durability:

IP 67 compliant, RADWIN 2000 E is a highly durable unit that withstands the toughest environmental conditions.

## Product highlights:

- » 4.9-7.1 GHz
- » Up to 2.5Gbps @ 160MHz, 1.25Gbps @ 80MHz
- » Up to 120 km / 75 miles
- » 4096 QAM enabling 15.6 bps/Hz
- » Dynamic Channel bandwidth: 20-40-80-160MHz
- » 8 queues for QoS
- » Built in GPS for radio collocation
- » About 800K PPS
- » AES 256 encryption
- » 2.5GbE PoE, 1Gbps full duplex SFP Interface
- » High durability via IP 67 compliancy
- » Integrated antenna & connectorized unit
- » Regulation: FCC, IC, MII, UNI, ETSI

## Applications:

- » PtMP base-stations backhaul
- » 4G and 5G mobile backhaul
- » Backup or gap filler for fiber networks
- » Business customer access
- » Private network connectivity (e.g., Campuses, critical infrastructure etc.)
- » Smart City connectivity (surveillance, ITS, ALPR, IoT, emergency services, building-to-building, digital inclusion, etc;



# Product Specifications:

| Configuration                |  |                              |
|------------------------------|--|------------------------------|
| Architecture                 | Outdoor unit, with an integrated antenna or 2 x N-Type connectors          |                              |
| Data interfaces              | 100/1000/2500Mbps RJ45 PoE, 1000Mbps SFP                                   |                              |
| Radio                        |  |                              |
| Max throughput               | 2.5Gbps net aggregate throughput   |                              |
| Range                        | Up to 120 km / 75 miles  |                              |
| Frequency range              | 4.9-7.1 GHz - 3 models available: 4.9-6.0 GHz, 4.9-6.4 GHz and 5.9-7.1 GHz |                              |
| Channel bandwidth            | Configurable: 20, 40, 80, 160 MHz <sup>2</sup>                             |                              |
| Dynamic channel BW selection | Supported  |                              |
| Modulation                   | OFDM (from BPSK up to 4096QAM)   |                              |
| Duplex technology            | TDD  |                              |
| Antenna modes                | MIMO 2x2, adaptive spatial multiplexing/diversity                          |                              |
| Max TX power                 | 26 dBm <sup>1</sup> per chain  |                              |
| Encryption                   | AES256   |                              |
| TDD intra/inter site sync    | built-in GPS   |                              |
| Uplink/downlink ratio        | Configurable: 50%/50%, 25%/75%, 75%/25%                                    |                              |
| Packets per second           | 800Kpps  |                              |
| AFC                          | Supported – 5 Years AFC Service Access included                            |                              |
| RFD (Radio Frame Duration)   | 2.5msec  |                              |
| Networking                   |  |                              |
| User Authentication          | User list or RADIUS  |                              |
| QoS                          | Packet classification to 8 priority queues according to 802.1P or DiffServ |                              |
| VLAN support                 | 802.1q, QinQ1, VLAN tagging  |                              |
| ODU management               | IPv4/IPv6 dual stack; SNMPv1, SNMPv3; HTTP/HTTPS                           |                              |
| Layer 2 bridge               | Supported  |                              |
| Integrated Antenna           |  |                              |
| Gain                         | 24 dBi (typical)   |                              |
| Sidelobes level              | -22 dB (typical)   |                              |
| Mechanical                   |  |                              |
| Dimension connectorized      | 258 x 125 x 107 mm / 10.1 x 4.9 x 4.2 Inch                                 |                              |
| Dimension integrated         | 373 x 370 x 98 mm / 14.7 x 14.6 x 3.9 Inch                                 |                              |
| Weight                       | Connectorized: 1.2 Kg / 2.7 lbs  | Integrated: 2.6 Kg / 5.7 lbs |
| Power                        |  |                              |
| Power consumption            | Up to 30W  |                              |
| PoE                          | CAT5e PoE cable, 42.5–57.0 V. standard 802.3at                             |                              |
| Environmental                |  |                              |
| Operating temperature        | -40°C to 60°C / -40°F to 140°F   |                              |
| Humidity                     | 100% condensing  |                              |
| Enclosure protection         | IP 67 per EN/IEC 60529, NEMA Type 4/4X Enclosure                           |                              |

<sup>1</sup> Subject to regulation



## Ordering information

| Part number  | Product name            | Part description  |
|--------------|-------------------------|---|
| RW-2U50-E1MM | RW2000/ODU/E/F50/WW/INT | Integrated radio unit 4.9-6 GHz, for all regulations      |
| RW-2U50-E2MM | RW2000/ODU/E/F50/WW/EXT | Connectorized radio unit 4.9-6.4 GHz, for all regulations |
| RW-2U60-E2MM | RW2000/ODU/E/F60/WW/EXT | Connectorized radio unit 5.9-7.1 GHz, for all regulations |
| RW-2U5X-E1MM | RW2000/ODU/E/F5X/WW/INT | Integrated radio unit 4.9-6.4 GHz, for all regulations    |

RADWIN is a global provider of broadband wireless solutions that deliver fast broadband with unparalleled reliability. RADWIN solutions have been deployed in more than 180 countries and have a proven track record of delivering connectivity for mission-critical applications in industries such as transportation, mining, ports, and public safety, as well as backhaul, access and private network connectivity. With over 25 years of experience, RADWIN is the go-to-choice for dependable broadband solutions.

# **RADWIN**

**RADWIN Ltd Corporate Headquarters**

+972.3.766.2900 | [sales@radwin.com](mailto:sales@radwin.com)



# RADWIN 2000 Alpha PRO

## Point-to-Point & Point-to-MultiPoint Subscriber Unit Series 500 Mbps Carrier Class Solution

Evolving from the RADWIN 2000 Alpha and SU PRO, the RADWIN Alpha PRO redefines wireless connectivity by seamlessly integrating PtP and SU capabilities into a singular, high-performance solution. Designed for today's networks, it simplifies setup and allows for easy switching between roles. Using a uniform part number and providing the option to scale from 50Mbps to 500Mbps via a software upgrade, the Alpha PRO seamlessly grows according to your network needs.

Leveraging RADWIN's distinct, field-tested air-interface, the Alpha PRO ensures reliable performance in unlicensed spectrums at a market-competitive price, making it the ideal choice for high-speed wireless access and durable backhaul for applications like video surveillance.

### Alpha PRO Highlights

- » 50Mbps or 500Mbps aggregated PtP or SU radio unit
- » Integrated or connectorized
- » 4.9-6.0 GHz
- » Up to 120 km / 75 miles
- » Built-in GPS<sup>1</sup>
- » Dying gasp<sup>1</sup>
- » AES 128/ 256<sup>2</sup>
- » Dynamic channel bandwidth
- » Highly durable - IP 67

### Applications

- » Wireless enterprise access
- » Video surveillance backhaul
- » Leased line replacements
- » Building to building connectivity

### RADWIN Alpha PRO Benefits:

- » High capacity guaranteed for short packets (350K PPS).
- » Built-in GPS supports multiple radio co-location, reducing external equipment costs and eliminating a single point of failure for TDD synchronization.
- » The dying gasp feature sends alerts on local power failures, minimizing unnecessary maintenance.
- » Maintains reliable links in congested spectrums and challenging conditions.
- » Offers unmatched performance with the lowest total cost of ownership (TCO)
- » Adheres to various location-based regulations via GPS.



RADWIN 2000 Alpha PRO  
Integrated

RADWIN 2000 Alpha PRO  
Connectorized

PoE in the box

Note 1: Applicable for 4.9-6.0 GHz only

Note 2: AES 256 applicable only for PtP or PtMP with 5000L

## Product Specifications

| EU / Int., FCC                       |  |
|--------------------------------------|--|
| Architecture                         | Outdoor connectorized or outdoor with integrated antenna   |
| PoE to ODU Interface                 | Outdoor CAT-5e; Maximum cable length: 100m for 10/100BaseT and 75m for 1000BaseT                     |
| Radio                                |  |
| Capacity                             | 50Mbps net aggregate throughput. Upgradeable by license key up to 5000Mbps.                          |
| Range                                | 120 Km for PtP. 40 Km for PtMP SU.   |
| Frequency Band                       | 4.9 – 6.0GHz   |
| Channel Bandwidth                    | Configurable: 10, 20, 40, 80 MHz (for the default band); Dynamic Channel BW selection (20/40/80 MHz) |
| Modulation                           | MIMO-OFDM (BPSK/QPSK/16QAM/64QAM/256QAM)   |
| Adaptive Modulation & Coding         | Supported  |
| Automatic Channel Selection          | Supported upon power up  |
| Regulation                           | FCC, ETSI, Canada, MII, ACMA   |
| Encryption                           | PtP mode: AES 256<br>SU mode: AES 128 (AES 256 by license, if BS supports AES 256)                   |
| Uplink / Downlink Allocation         | Configurable: Symmetric or Asymmetric  |
| QoS                                  | Packet classification to 4 priority queues according to 802.1P or Diffserv                           |
| VLAN Support                         | 802.1Q, QinQ, 4094 VLANs   |
| TDD Intra/Inter Site Synchronization | Supported via built-in GPS receiver  |
| ODU Management                       | IPv4/IPv6 dual stack; DHCP client for SU (IPv4 only); SNMPv1, SNMPv3; HTTP/HTTPS using web browser;  |
| SU mode supported capabilities       | Non PPPoE filtering, DHCP Filter, IGMP snooping, Nomadic, DHCP Option 82                             |
| Dying gasp                           | **Supported (PoE voltage must be >= 55v)   |
| Mechanical                           |  |
| ODU Dimensions                       | 19.5(w) x 12.5(h) x 4.0(d) cm  |
| ODU Weight                           | 0.5 kg / 1.10 lbs.   |
| Power                                |  |
| Power Consumption                    | <13W   |
| Environmental                        |  |
| Operating Temperatures               | -35°C to 60°C / -31°F to 140°F   |
| Humidity                             | 100% condensing, IP67 (total protected against dust and immersion in water up to 1m)                 |
| Certificates                         |  |
| Safety                               | EU / Int., FCC   |
| EMC                                  | FCC, ETSI, CANADA, AS/NZS  |

# RADWIN

**RADWIN Ltd Corporate Headquarters**

+972.3.766.2900 | sales@radwin.com





RADWIN


# RADWIN JET SERIES

RADWIN JET series features a range of unique sub 6 GHz Point-to-MultiPoint base stations, each equipped with a superior beamforming antenna to provide unmatched connectivity, even in the highly congested unlicensed 5GHz band

JET series beamforming antenna is exceptionally narrow and electronically steered, covering a sector width of up to 90° and capable of radio interference rejection by more than 100 times (20dB). JET eliminates the need to deploy many radios with narrow beam antennas on a tower to achieve a wide sector with interference-free transmission.

JET base station series facilitates the deployment of large and scalable networks, providing ultra-high capacity for up to 1000 customers per tower. It is ideal for a range of applications, including fixed wireless access for enterprise and residential customers, Mission critical applications in private networks and everyday data connectivity and surveillance applications. JET series is the ultimate solution to achieve reliable connectivity similar to Point-to-Point at economical budget.

The JET series utilizes RADWIN's cloud-based holistic OSS (Operational System Support) for cost-performance radio planning, seamless customer acquisition and efficient mass deployment to facilitate rapid network growth and high-quality service.



**JET series** - beamforming base station

# JET series highlights

- » Superior beamforming antenna
- » Single carrier (radio) per unit, up to 750 Mbps
- » Dual carrier (radio) per unit, up to 1.5 Gbps
- » Industry-leading interference immunity
- » Excellent spectrum utilization:
  - › Full network deployment using only 2 frequency channels.
  - › A frequency channel can be reused up to 4<sup>(1)</sup> times in a site
  - › Up to 36<sup>(1)</sup> bps/Hz/cell
- » Dynamic<sup>(1)</sup> carrier selection per subscriber unit
- » SLA<sup>(1)</sup> (CIR) and Best-Effort service level
- » Fixed latency and low Jitter
- » Built-in GPS for TDD network synchronization
- » WAN connectivity over SFP or PoE
- » 5 GHz, 3.5 GHz band

Note 1: product dependent

The JET series offers two distinct base station categories, each tailored to specific deployment scenarios. The first is designed for high-end applications, while the second offers the best price- performance ratio.

## HIGH-END BEAMFORMING BASE STATION SERIES

**For SLA enterprise customers or mission-critical data connectivity & surveillance**

### JET PRO

A high-end single carrier base station with superior beamforming capabilities, delivering 750 Mbps over a 90° sector with SLA (CIR) or best-effort service levels. Available in the 5 GHz and 3.5 GHz bands.

### JET DUO 5 GHz

A high-end dual carrier base station with a superior beamforming antenna, offering 1.5 Gbps to 128 customers with SLA or best-effort service levels over a configurable 90°, 45° or 60° sector width. JET DUO enables ultra-site capacity of up to 12 Gbps with exceptional frequency efficiency of 36 bps/Hz/cell and frequency reuse of up to 4 times per site. JET DUO's unique PrimeCarrier feature further improves service reliability and availability.

### JET DUO 3.5 GHz

A high-end, dual band, 3.5 GHz and 5 GHz Point-to-MultiPoint base station with a superior beamforming antenna, assuring reliable connectivity in both frequency bands. JET DUO 3.5 GHz delivers up to 1.5 Gbps with SLA or best-effort service levels.





# BEST PRICE-PERFORMANCE BEAMFORMING BASE STATION SERIES

**For residential customers or every everyday data connectivity & surveillance**

## JET AIR

A best price performance, single carrier base station with a superior beamforming antenna, delivering 750 Mbps over a 90° sector and available only in the 5 GHz band.

## JET AIR DUO

A best price performance, dual-carrier base station with a superior beamforming antenna. Its unique PrimeCarrier feature further improves service reliability and availability. JET AIR DUO delivers up to 1.5 Gbps over a 90° sector and is available only in the 5 GHz band.



The following table outlines the main features supported by each product in the JET series.

| Future  | JET DUO   | JET DUO  | JET PRO           | JET AIR DUO | JET AIR  |
|---|-----------|----------|-------------------|-------------|----------|
| Carrier bands   | 3.5+5 GHz | 5+5 GHz  | 3.5 GHz,<br>5 GHz | 5+5 GHz     | 5 GHz    |
| Maximum unit capacity   | 1.5 Gbps  | 1.5 Gbps | 750 Mbps          | 1.5 Gbps    | 750 Mbps |
| Maximum number of SUs per unit                                    | 128       | 128      | 64                | 128         | 64       |
| Maximum site capacity (@ 4 x 80MHz)                               | 6 Gbps    | 12Gbps   | 6Gbps             | 6Gbps       | 6Gbps    |
| Maximum number of SUs per site (@ 4 x 80MHz)                      | 512       | 1024     | 512               | 512         | 512      |
| Superior beamforming & industry best interference mitigation      | ●         | ●        | ●                 | ●           | ●        |
| Dual carrier base station   | ●         | ●        |                   | ●           |          |
| Frequency reuse 2 per site and multi sites network                | ●         | ●        | ●                 | ●           | ●        |
| CIR (Committed Information Rate) per SU, Jumbo Frame (9600 bytes) | ●         | ●        | ●                 |             |          |
| Software Define Sector (SDS) – Configurable sector width          |           | ●        |                   |             |          |
| Ultra base station site capacity using ultra spectrum efficiency  |           | ●        |                   |             |          |
| PrimeCarrier (dynamic selection of carrier per SU)                |           | ●        |                   | ●           |          |
| Built-in GPS and TDD synchronization                              | ●         | ●        | ●                 | ●           | ●        |
| Dynamic channel bandwidth   | ●         | ●        | ●                 | ●           | ●        |
| SFP & POE   | ●         | ●        | ●                 | ●           | ●        |
| Max customer peak capacity @ 40 MHz -350 Mbps                     | ●         | ●        | ●                 | ●           | ●        |

## RADWIN Subscriber Units (SUs)

Outdoor radio units with low visual impact, delivering up to 500 Mbps.

RADWIN Subscriber Units are compact, lightweight, and powerful. Available in the 5 GHz and 3.5 GHz bands, they are equipped with either an integrated antenna or N-type connectors<sup>2</sup>.

RADWIN SUs have impressive packet switching power that ensures maximum capacity, regardless of traffic packet size.

Adhering to the IP 67 standard, the RADWIN SUs are highly durable and can be provided with marine grade coat.

Fully interoperable with RADWIN's entire range of base stations, the SU provides unparalleled flexibility for network deployments.



## RADWIN offers two types of SUs:

### SU PRO

For bandwidth-demanding enterprise and mission critical applications. The unit supports SLA (CIR) or best-effort service levels.

### SU AIR

For residential access, data connectivity and surveillance. The unit supports a best-effort service level only.

## SU automated installation

RADWIN SU installation is automated using the WINTouch mobile application. This application handles work order reception, SU antenna alignment, configuration, installation validation, documentation upload, and more.

The SU supports effortless installation through zero-touch service activation, with or without RADIUS, minimizing installation efforts.



Note 2 : Only in 5GHz



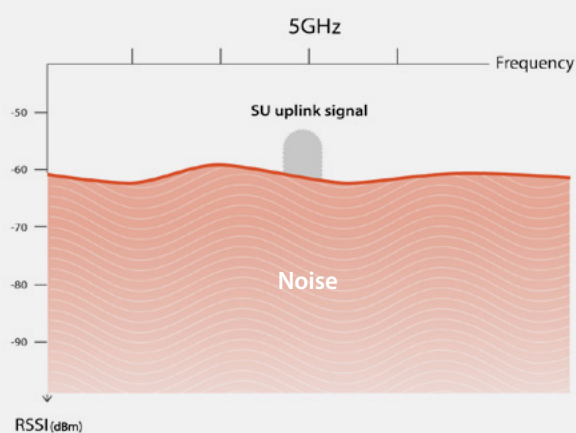
# The value of JET base station series

## Reliable & consistent uplink connectivity

Rejecting interference by 20 dB or more, JET beamforming antenna dramatically improves signal reception in locations with congested spectrum to assure higher capacity and wider coverage than any passive antenna.

### Base station performance in congested spectrum

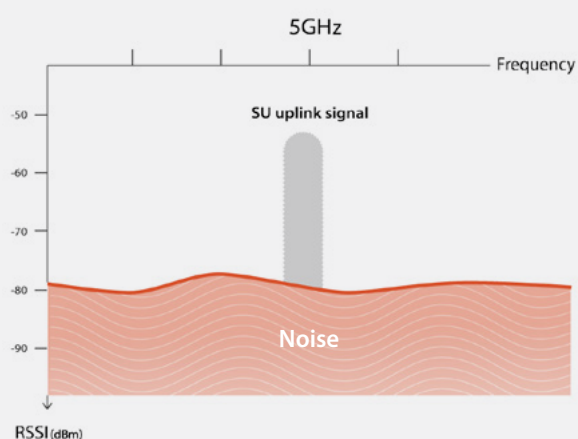
Typical base stations



#### Low capacity link

In congested spectrum a base station with a typical wide antenna, receives the remote SUs with low signal-to-interference ratio, resulting in reduced capacity links.

JET series base stations



#### High capacity link

In congested spectrum, JET base station mitigates the interference and receives the remote SUs signal with a high signal-to-interference ratio, resulting in high-capacity links.

Consider that your network is experiencing an interference level of -60 dBm. However, thanks to the beamforming antenna, the transmission performs as though the interference level is -80 dBm.

## Reduced network Total Cost of Ownership (TCO)

- » Less towers are needed for a given coverage requirement, thanks to beamforming interference mitigation.
- » Inventory burden is eliminated as SUs can be used across all RADWIN base stations.
- » No SU rip and replacement is required when adding or switching base stations to accommodate dynamic network requirements.
- » Less help-desk calls and customer churn thanks to reliable connectivity.
- » Optimal radio planning for minimal infrastructure and efficient SUs mass deployment process is assured by RADWIN holistic cloud-based OSS (Operational Support System)



## Secured SLA

RADWIN's air interface enables a Committed Information Rate (CIR) for bandwidth demanding applications.

---

## Dual carrier base stations for increased unit capacity and reliability


Equipped with dual radios, both JET DUO, and JET AIR DUO provide double the capacity per unit, saving upon tower space and rental costs.

Leveraging the dual carrier topology, RADWIN PrimeCarrier dynamically selects the best carrier per Subscriber Unit, to maintain highest possible downlink capacity and availability, in case of the following adverse scenarios:

 Downlink capacity deterioration

 Downlink traffic carrier overload

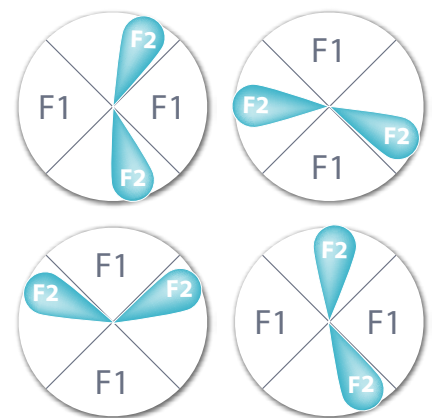
 RADAR detection



## Increased capacity with minimum spectrum usage

Less spectrum is required to achieve network capacity, due to Frequency reuse 2.

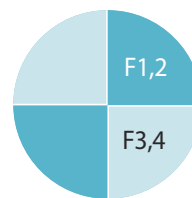
Only two frequency channels per carrier are required for multi-tower deployments, enabling greater network capacity per available spectrum.



## Software Define Sector for ultra capacity and spectrum efficiency

JET DUO 5 GHz offers network owners the flexibility to reconfigure the sector width from 90° to 60° or 45°, effectively doubling tower capacity up to 12 Gbps and accommodating as many as 1024 customers. This capacity increase is achieved through greater frequency reuse; allowing use of the same channel up to four times on a single tower, resulting in spectrum efficiency of 36 bps/Hz/cell.

90° sector width

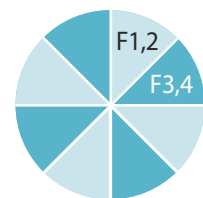


4 sector site

2.6 Gbps

512 customers

45° sector width



8 sector site

5 Gbps

1024 customers

### JET DUO site capacity @ 4 Channels of 40 MHz

F1, F2, F3, F4 - Frequency Channels

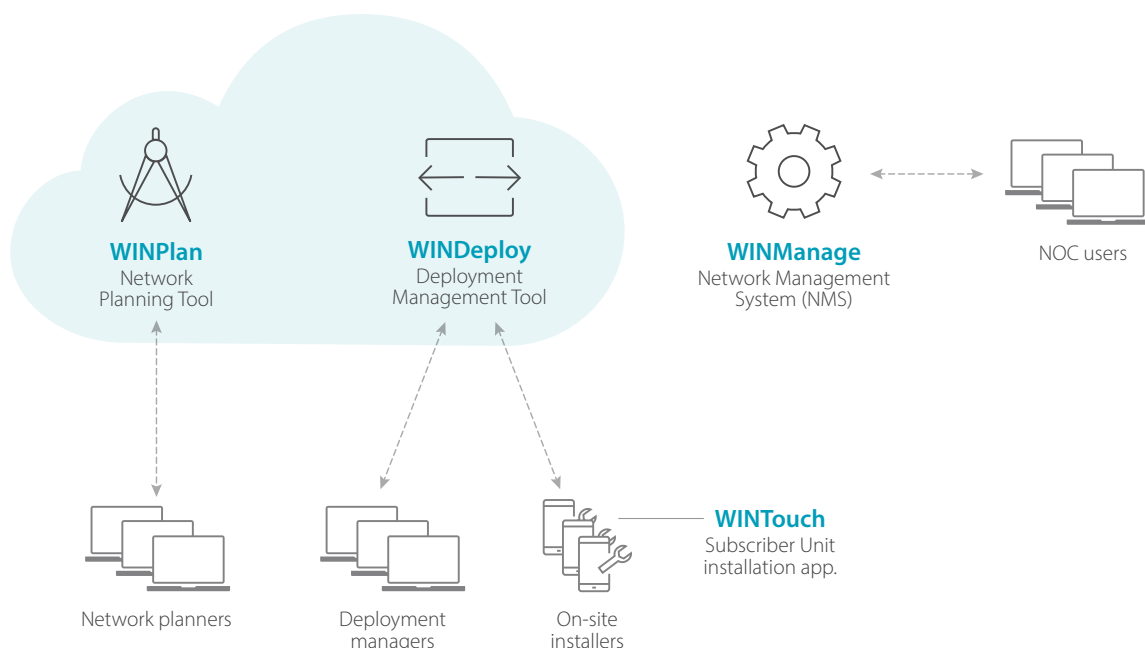
## Simplified operation, facilitated by RADWIN OSS

RADWIN's OSS provides a set of cloud-based tools that support all operational aspects of the network lifecycle, such as radio planning, mass deployment management and SU installations.

Service commissioning, network management and maintenance are provided through a powerful and scalable on-premises NMS.

### Main OSS benefits:

- » Secure network performance while minimizing capital expenditure with RADWIN's advanced planning tool.
- » Facilitate efficient mass deployment while securing installation quality and assuring a maintenance free network



## Product specifications:

|                              | JET Base Station  |         |         |                |        | Subscriber unit                      |        |                                       |        |
|------------------------------|---|---------|---------|----------------|--------|--------------------------------------|--------|---------------------------------------|--------|
|                              | DUO   | DUO     | AIR DUO | PRO            | AIR    | Integrated                           |        | Connectorized                         |        |
|                              | 5 GHz   | 3.5 GHz | 5 GHz   | 5 GHz /3.5 GHz | 5 GHz  | SU AIR¹                              | SU PRO | SU AIR¹                               | SU PRO |
| Architecture                 | Outdoor Unit with smart beamforming integrated antenna and built-in GPS           |         |         |                |        | Outdoor unit with Integrated antenna |        | Outdoor unit with 2 N-type connectors |        |
| Max net aggregate capacity   | 1.5 Gbps  |         |         | 750 Mbps       |        | 500 Mbps²                            |        | 500 Mbps²                             |        |
|                              |   |         |         |                |        |                                      |        |                                       |        |
| Data interfaces              | 100/1000 Mbps RJ45 PoE, 1Gbps Full duplex SFP                                     |         |         |                |        | 100/1000 Mbps RJ 45 PoE              |        |                                       |        |
| Radio                        |   |         |         |                |        |                                      |        |                                       |        |
| Subscriber Units support     | Up to 128   |         |         | Up to 64       |        |                                      |        |                                       |        |
| Range                        | Up to 40 km / 25 miles  |         |         |                |        |                                      |        |                                       |        |
| Modulation                   | OFDM (BPSK / QPSK / 16 QAM / 64 QAM / 256 QAM)                                    |         |         |                |        |                                      |        |                                       |        |
| Antenna modes                | MIMO 2x2, diversity, adaptive MIMO/diversity per SU                               |         |         |                |        |                                      |        |                                       |        |
| Duplex Technology            | TDD, Configurable Symmetric or Asymmetric   |         |         |                |        |                                      |        |                                       |        |
| TDD Inter & Intra site Sync. | Supported via built-in GPS receiver   |         |         |                |        |                                      |        |                                       |        |
| Encryption                   | AES 128   |         |         |                |        |                                      |        |                                       |        |
| Channel Bandwidth            | Configurable: 10, 20, 40, 80 MHz  |         |         |                |        |                                      |        |                                       |        |
| Dynamic bandwidth selection  | 20, 40, 80 MHz  |         |         |                |        |                                      |        |                                       |        |
| Sector width                 | Configurable<br>90°,60°,45°   |         | 90°     |                |        |                                      |        |                                       |        |
| Max Tx Power per port 5GHz   | 25 dBm  | 25 dBm  | 24 dBm  | 25 dbm         | 24 dbm | 26 dBm                               |        |                                       |        |
| Max Tx Power per port 3.5GHz |   | 28 dBm  |         | 28 dbm         |        |                                      |        |                                       |        |
| Antenna gain 5GHz            | 19 dBi  | 19 dBi  | 18 dBi  | 20 dBi         | 18 dBi | 22 dBi                               |        |                                       |        |
| Antenna gain 3.5GHz          |   | 16 dBi  |         | 17 dBi         |        | 19 dBi                               |        |                                       |        |
| DFS                          | Supported   |         |         |                |        |                                      |        |                                       |        |
| Networking                   |   |         |         |                |        |                                      |        |                                       |        |
| Sub convergence layer        | Layer 2, Bridging learning of 8K MAC addresses                                    |         |         |                |        |                                      |        |                                       |        |
| QoS                          | Packet classification for 4 priority queues according to 802.1p or Diffserv       |         |         |                |        |                                      |        |                                       |        |
| VLAN Support                 | 802.1q, QinQ, 4094 VLANs  |         |         |                |        |                                      |        |                                       |        |
| MTU                          | JET PRO, JET DUO, SU PRO: 9600 bytes. Other: 2047 bytes.                          |         |         |                |        |                                      |        |                                       |        |
| Management                   |   |         |         |                |        |                                      |        |                                       |        |
| ODU Management               | IPv4/IPv6 dual stack; SNMPv1, SNMPv3; HTTP/HTTPS using web browser                |         |         |                |        |                                      |        |                                       |        |
| NMS Applications             | RADWIN NMS (WINManage) or integration with 3rd party NMS system via standard MIBs |         |         |                |        |                                      |        |                                       |        |
| Power                        |   |         |         |                |        |                                      |        |                                       |        |
| Power feeding                | Provided over PoE / RADWIN PoE switch   |         |         |                |        | Provided over PoE-ODU                |        |                                       |        |
| Max Power consumption        | 55w   |         |         | 30w            | 35w    | 13w                                  |        | 13w                                   |        |
| Mechanical                   |   |         |         |                |        |                                      |        |                                       |        |
| ODU Weight                   | 4.9Kg   | 4.5lbs  | 3.6 kg  | 3.6kg          |        | 2Kg                                  |        | 0.5Kg                                 |        |
|                              | 10.8lbs   | 9.9lbs  | 7.9 lbs | 7.9lbs         |        | 4.4lbs                               |        | 1.1lbs                                |        |
| Environmental                |   |         |         |                |        |                                      |        |                                       |        |
| Operating Temperature        | -35°C to 60°C   |         |         | -40°C to 60°C  |        |                                      |        |                                       |        |
|                              | -31°F to 140°F  |         |         | -40°F to 140°F |        |                                      |        |                                       |        |
| Humidity                     | 100% condensing   |         |         |                |        |                                      |        |                                       |        |
| Safety                       | EN/IEC, UL/CSA, CTUVus  |         |         |                |        |                                      |        |                                       |        |
| EMC                          | ETSI/EN, FCC, ICES  |         |         |                |        |                                      |        |                                       |        |

Please refer to the product data-sheets to obtain detailed information and committed specs per product.

Note 1: Available only in 5GHz | Note 2: 100Mbps in 3.5GHz

# RADWIN

**RADWIN Ltd Corporate Headquarters**

+972.3.766.2900 | sales@radwin.com

